ANT-5 Bi-level Microwave Sensor For High Bay Light

Hold off setpoint with automatic calibration option for convenience and added energy savings

Fully adjustable high and low dimmed light levels; optional dusk to dawn control

IP65 rated for wet locations

Multiple mounting options for easy installation



ANT-5-1 ANT-5-2 ANT-5-3 ANT-5-5 RC-100

c UL us CE IP65 5 YEAR WARRANTY

PROJECT	
LOCATION/TYPE	

Product Overview

Description

The sensor mounts in an outdoor lighting fixture and provides multi-level control based on motion and/or daylight contribution. It controls 0-10 VDC LED drivers or dimming ballasts, and is rated for wet and cold locations. All control parameters are adjustable via a wireless configuration tool capable of storing and transmitting sensor profiles.

Applications

The slim, low-profile sensor is designed for installation inside the bottom of a light fixture body. The microwave sensor are IP65 outdoor rated.
The sensor is ideal for areas such as parking facilities, gas stations, pedestrian pathways and warehouses.

Features

- Provides line voltage On/Off switching and 0-10VDC dimming control
- Works with ballasts or LED drivers
- High and low modes fully adjustable from 0 to 8V
- Time delay from 10seconds to 60 minutes
- Optional cut off delay
- Adjustable ramp up and fade down times
- Optional daylighting setpoints feature automatic calibration, or permit manual adjustment.
- Polycarbonate,flame retardant,UV resistant, impact resistant.
- UL773A and FCC

Specifications

Power supply	12-24V DC
Dim control output	0-10V, max. 50mA sinking current
Detection radius/angle	30FT@40FT Height/360°
Mounting height	Max 40ft
Remote range	50ft. (15m) indoor, no backlight
Humidity	Max. 95% RH
Temperature	-40°F ~ +167°F (-40°C ~ +75°C)

Corridor Function

This function inside the motion sensor to achieve tri-level control, for some areas which require a light change notice before switch-off. The sensor offers 3 levels of light: 100%-->dimmed light (natural light is insufficient) -->off; and 2 periods of selectable waiting time: motion hold-time and stand-by period; Selectable daylight threshold and freedom of detection area.



With sufficient natural light, the light does not switch on when presence is detected.

With insufficient natural light, the sensor switches on the light automatically when presence is detected.

After hold-time, the light dims to stand-by level if the surrounding natural light is below the daylight threshold.

Light switches off automatically after the stand-by period elapses.

Note:if you choose STAND-BY DIM is 0,the stand-by period is 0,it is ON/OFF function.

SHARKWARD
www.sharkward.com

Bi-level Microwave Sensor For High Bay Light

Bi-level Microwave Sensor For High Bay Light

Smart Photocell Function

open the smart photocell sensor by push ⏻ when remote control is in setting condition.



The light switches on at 100% when there is movement detected.



The light dims to stand-by level after the hold-time.



The light remains in dimming level at night.

Settings on this demonstration:
Hold-time: 10min
Setpoint on:50lux
Setpoint off:300lux
Stand-by Dim: 10%
Stand-by period: +∞
(when the smart photocell sensor open, the stand-by time is only +∞)

❶⇄❸ goes in cycle at night…
100% on when movement detected, and dims to 10% in long absence.

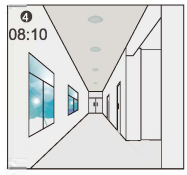

When the natural light level exceeds setpoint off to light, the light will turn off even if when the space is occupied.

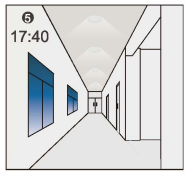

The light automatically turns on at 10% when natural light is insuffcient (no motion).

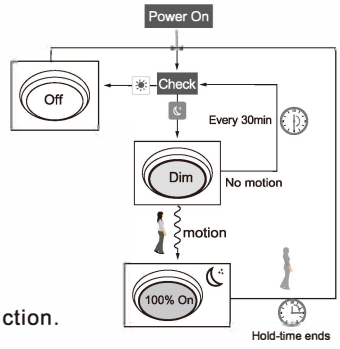

Difference between Corridor Function and Smart Photocell Function.

1. In corridor function, the daylight sensor as threshold to assist motion sensor, in Photocell function, the daylight sensor works independently to motion sensor.
2. Turn On light by detect motion when natural light is insufficient for corridor function, turn on light by natural light level exceeds setpoint on to light, do need to detect motion, for smart photocell function.
3. Turn off light by stand-by time for corridor function, Turn off light by natural light level lower than setpoint off of light for smart photocell function.

Dimensions

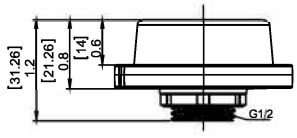

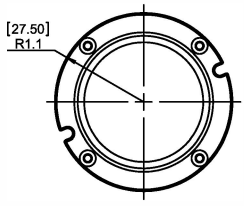

Coverage

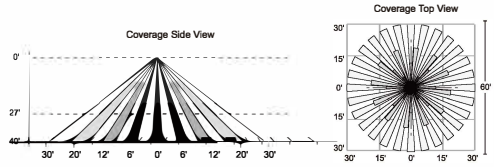

Wiring

ANT-5 wiring with 12VDC wire dimming ballast or LED driver.

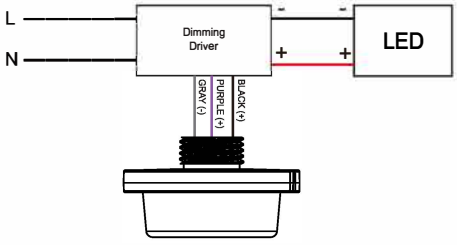

ANT-5 Wiring by AC/DC Adapter with dimming ballast or led driver.

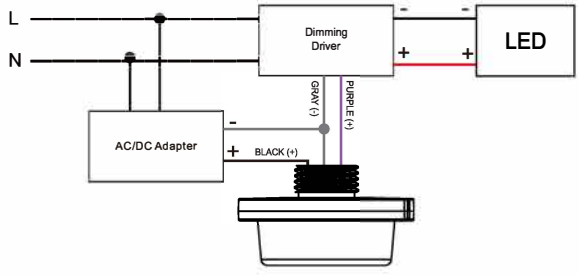

Ordering Information

Catalog No.	Color	Description
☐ ANT-5-1	White	IP65,Microwave sensor, maximum coverage 60' diameter from 8'-40' height
☐ ANT-5-2	White	IP65,Microwave sensor, maximum coverage 60' diameter from 8'-40' height
☐ ANT-5-3	White	IP65,Microwave sensor, maximum coverage 60' diameter from 8'-40' height
☐ ANT-5-5	White	Microwave sensor, maximum coverage 60' diameter from 8'-40' height
☐ RC-100	Black	Remote control Battery: AAA x 2

SHARKWARD
www.sharkward.com