

LED TROFFER LIGHT

J-T2T4®



DESCRIPTION

2' x 2' | 2' x 4'
LED Troffer light
Wattage Selectable
CCT Selectable
130lm/W
0-10V Dimming
With Sensor Base



FEATURES AND SPECIFICATIONS

Construction

- Constructed of one-piece ribbed unitized housing and corners that interlock, preventing damage to luminaire. All sides and corners are turned in and hemmed, removing sharp edges for safe handling and installation.

Electrical

- Luminaire is built with the highest quality driver that is Universal Voltage(120V-277V), uses long lasting, highly-efficient LED packages.

DRIVER

- Driver is fixed on the back of the panel to prevent mis-handling during shipment.

OPTICAL SYSTEM

- Designed to reduce glare and improve light distribution through precision formed

DIMMING

Continuous dimming (0-10V) comes standard.

ENERGY SAVINGS

- Over 50% energy savings than traditionally fluorescent fixtures, low heat productions requires less maintenance and operation cost.

LISTING

ETL, DLC, FCC, RoHS

ENERGY SAVINGS

- 5 Years Limited Warranty, Rated for 50,000 hours (Refer to your warranty documentation for more information.)

Specs at a Glance	* Nominal Wattage (Switchable)		
	J-T2-S40-3565[Blank,-S]	J-T4-S50-1536[Blank,-S]	J-T4-S72-3565[Blank,-S]
Configuration	J-T2-S40-3565[Blank,-S]	J-T4-S50-1536[Blank,-S]	J-T4-S72-3565[Blank,-S]
CCT (K)	3500K/4000K/5000K/ 5700K/6500K (Selectable)		
Wattage (W)	15/20/25/30/40W	15/20/30/40/50W	30/40/50/60/72W
Lumens (lm)	1950-5000lm	1,950-6,500lm	3900-9000lm
Efficacy (LPW)	130lm/W		
CRI	≥ 80		
Input Voltage	120-277V AC		
THD	<=20%		
Certifications	ETL DLC 5.1 Premium		
Dimming	0-10V DC		
Sensor Base	YES		
Lifetime	50,000 hours		


LED TROFFER LIGHT

Ordering information

Model	Size	Wattage	Voltage	Lumens	Efficacy	CCT	Dimming	Dimensions
J-T2-S40-3565[Blank,-S]	2x2	15W, 20W, 25W, 30W, 40W (Selectable)	120-277V	1950lm, 2600lm, 3250lm, 3750lm, 5000lm	130 lm/W	3500K, 4000K, 5000K, 5700K, 6500K (Selectable)	0-10V	23.74"L x 23.74"W x 2.12"H
J-T4-S50-1536[Blank,-S]	2x4	15W, 20W, 30W, 40W, 50W (Selectable)	120-277V	1950lm, 2600lm, 3900lm, 5200lm, 6500lm	130 lm/W	3500K, 4000K, 5000K, 5700K, 6500K (Selectable)	0-10V	47.72"L x 23.74"W x 2.12"H
J-T4-S72-3565[Blank,-S]	2x4	30W, 40W, 50W, 60W, 72W (Selectable)	120-277V	3900lm, 5000lm, 6250lm, 7500lm, 9000lm	130 lm/W	3500K, 4000K, 5000K, 5700K, 6500K (Selectable)	0-10V	47.72"L x 23.74"W x 2.12"H

Multiple Sensor Solutions

Quick and Easy in-field installation of sensors.(The sensor receptacle is pre-embedded in the profile frame.)



Sensor

Model Number	Type of Sensor	Remote controller
ANT-1P-5T J-PT01S-PIR	PIR Sensor,3.5mm Audio Jack	J-PT01-RC
ANT-1P-5T-BLE-GE	Bluetooth PIR Sensor ,3.5mm Audio Jack	J-PT01-RC

LED TROFFER LIGHT

EMERGENCY SOLUTIONS



Bilda Emergency driver

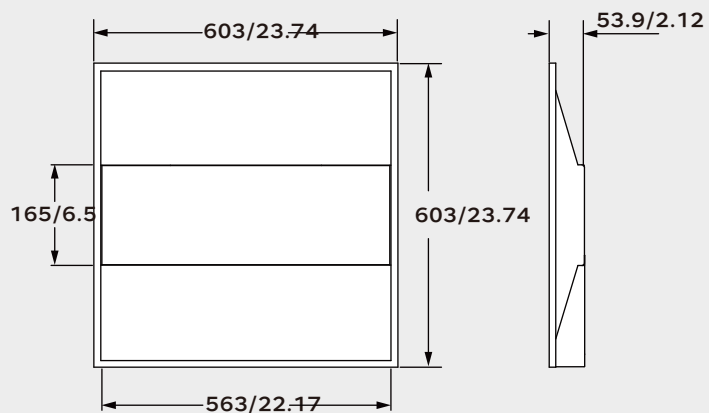
Wattage: 8W

Backup Power Time: 90 min




PHYSICAL SPECIFICATIONS

Unit: mm/inch



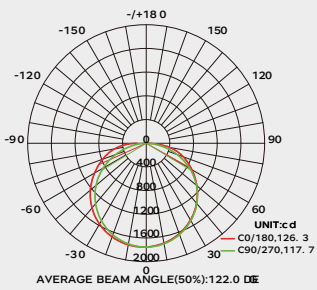
Dimensional tolerances: (+1.5mm, -1.0mm)

LED TROFFER LIGHT



PHOTOMETRIC DATA

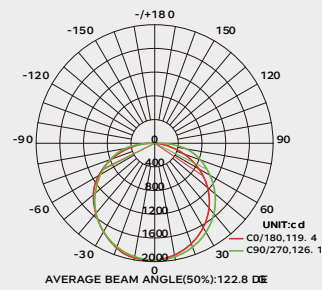
2' x 2'



Flux out:4075 l. m

Height	Beam Dia	Angle:117.68deg	Diameter
1m	468.3.1752l x		330.75cm
2m	117.1.438.1l x		661.50cm
3m	52.03.194.7l x		992.26cm
4m	29.27.109.5l x		1323.01cm
5m	18.73.70.09l x		1653.76cm
6m	13.01.48.67l x		1984.51cm
7m	9.557.35.76l x		2315.26cm
8m	7.317.27.38l x		2646.02cm
9m	5.781.21.83l x		2976.77cm
10m	4.683.17.52l x		3307.52cm

2' x 4'



Flux out:4689 l. m

Height	Beam Dia	Angle:119.41deg	Diameter
1m	497.1.1973l x		342.32cm
2m	124.3.493.1l x		684.64cm
3m	55.23.219.2l x		1026.97cm
4m	31.07.123.3l x		1369.29cm
5m	19.88.78.90l x		1711.61cm
6m	13.81.54.79l x		2053.93cm
7m	10.14.40.26l x		2396.25cm
8m	7.767.30.82l x		2738.58cm
9m	6.137.24.35l x		3080.90cm
10m	4.971.19.73l x		3423.22cm